



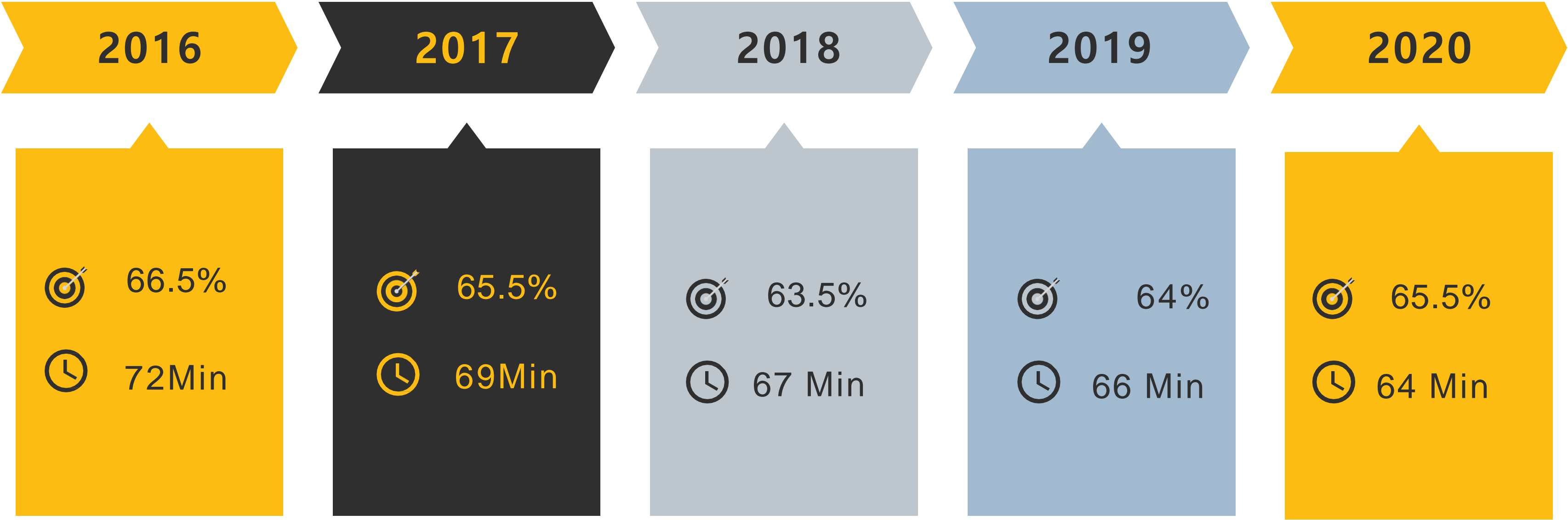
KNOWLEDGESMART
BENCHMARKING



Revit Structure Benchmarking

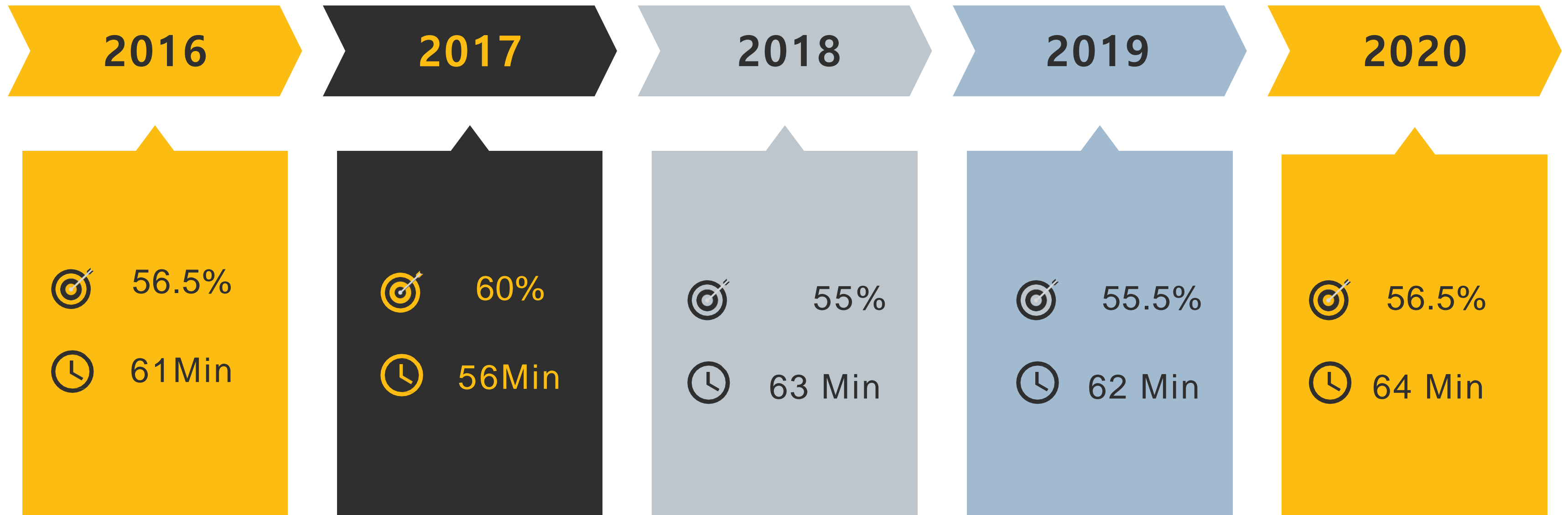
REVIT STRUCTURE FUNDAMENTALS

VARIANCES IN OUR OVERALL BENCHMARK DATA

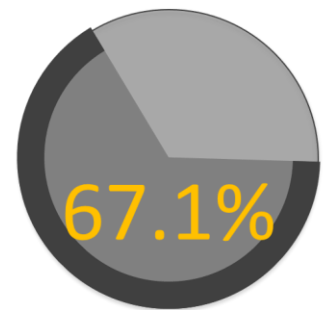
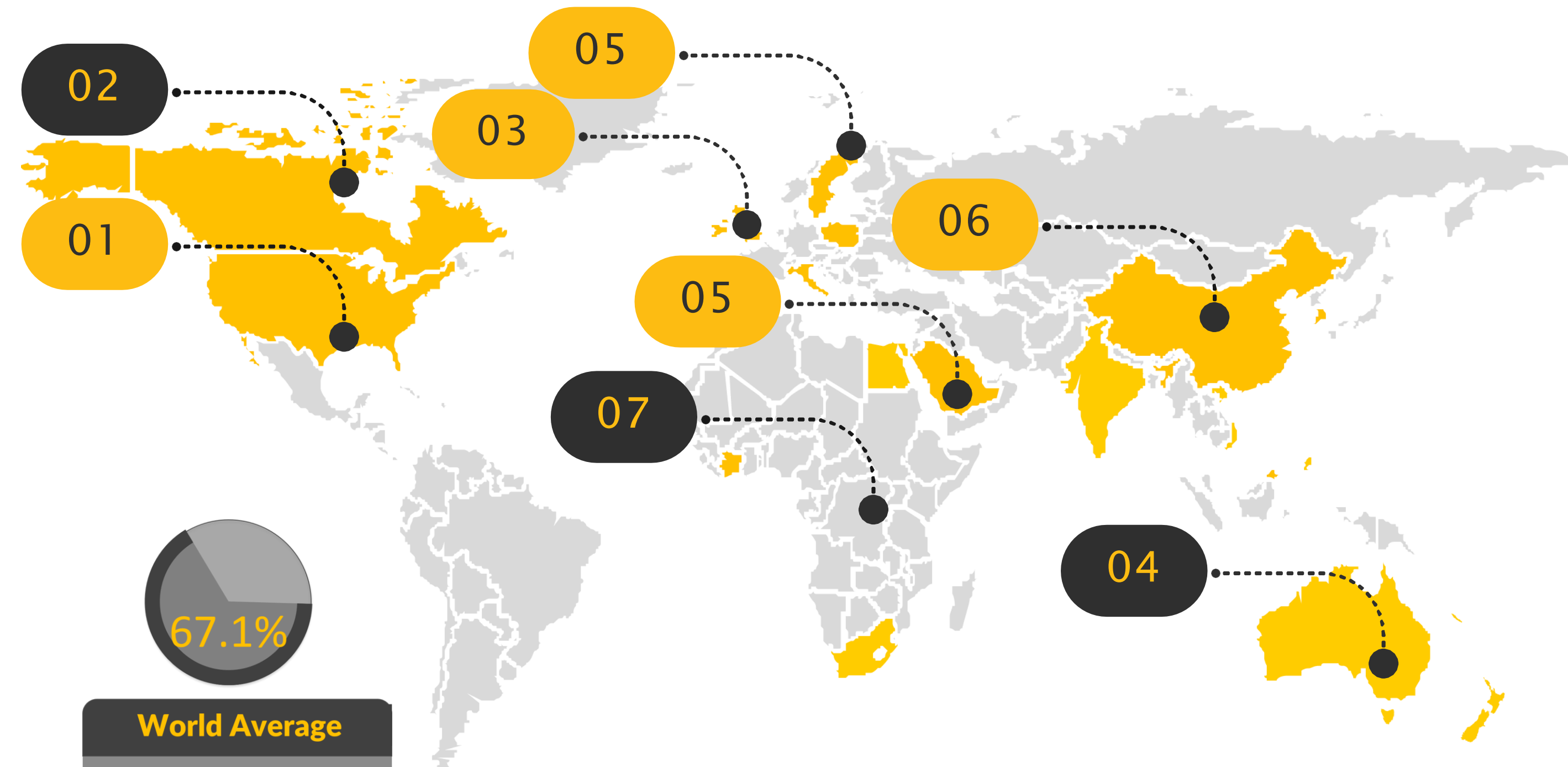


REVIT STRUCTURE ADVANCED

VARIANCES IN OUR OVERALL BENCHMARK DATA



GLOBAL AVERAGE REVIT STRUCTURE FUNDAMENTALS BY WORLD REGION



World Average

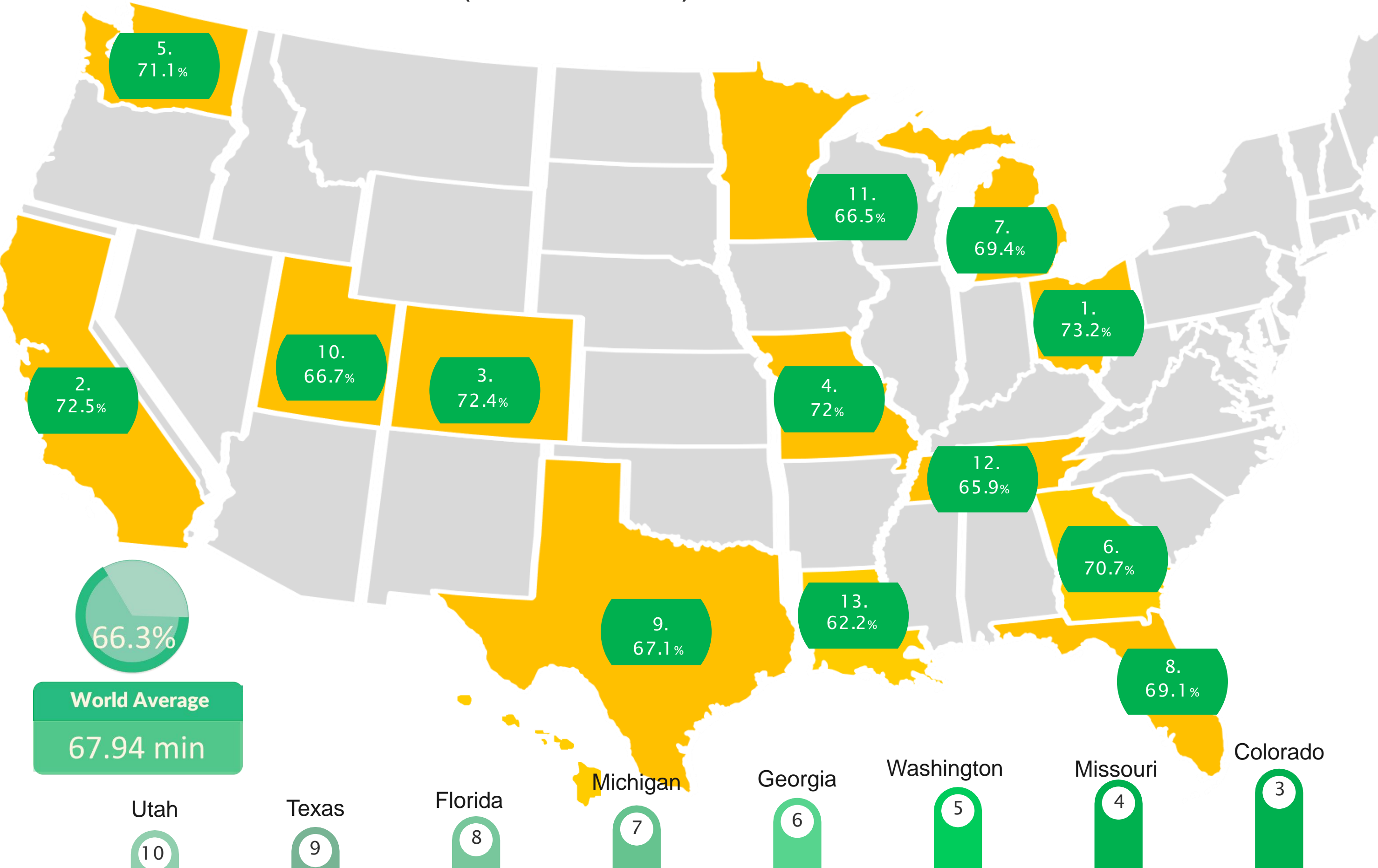
1h 12m

1	USA	73.7% in 70.30 min
2	Canada	72.4% in 64.77 min
3	UK	71.1% in 81.46 min
4	Australia & NZ	68.05% in 67.37 min
5	Europe	66.85% in 65.94 min
6	Asia	64.95% in 71.44 min
7	Africa	63.7% in 59.78 min
8	Middle-East	62.73% in 69.69 min

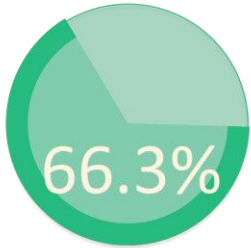
REVIT STRUCTURE FUNDAMENTALS

USA BY STATE - SCORE (ACCURACY) AND ELAPSED TIME

STATE
(% AND MIN)



Wisconsin	66.5%	72.42 min
Tennessee	65.9%	90.17 min
Louisiana	65.5%	63.59 min
Kentucky	65%	62.77 min
Illinois	64.4%	57.07 min
Alabama	64.2%	63.59 min
Pennsylvania	63.3%	62.83 min
Maryland	63.1%	56.71 min
Oregon	63%	67.03 min
Arizona	61.1%	59.92min
Virginia	61%	65.84 min
North Carolina	59.7%	71.15 min



World Average

67.94 min

Utah

10

Texas

9

Florida

8

Michigan

7

Georgia

6

Washington

5

Missouri

4

Colorado

3

California

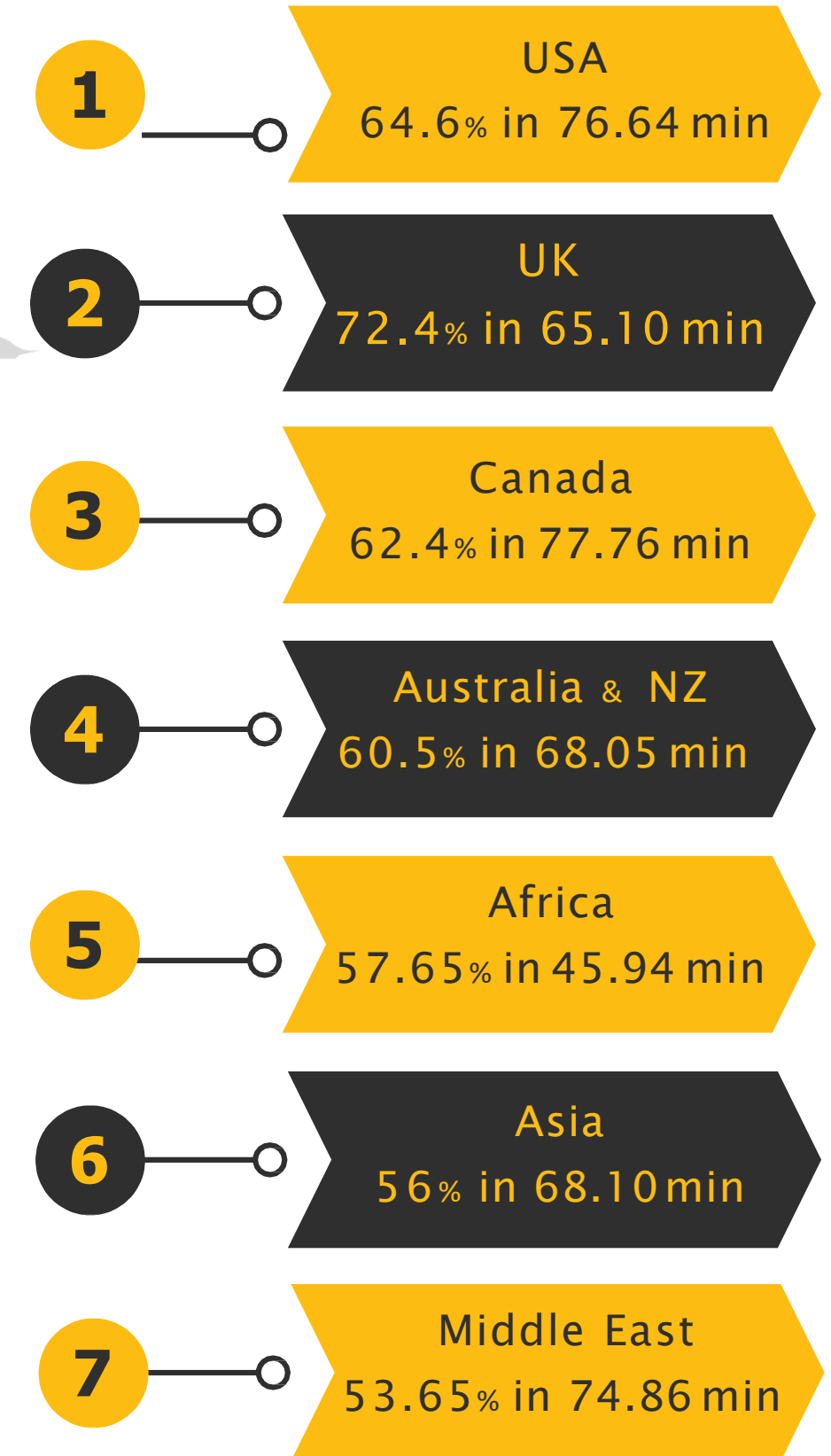
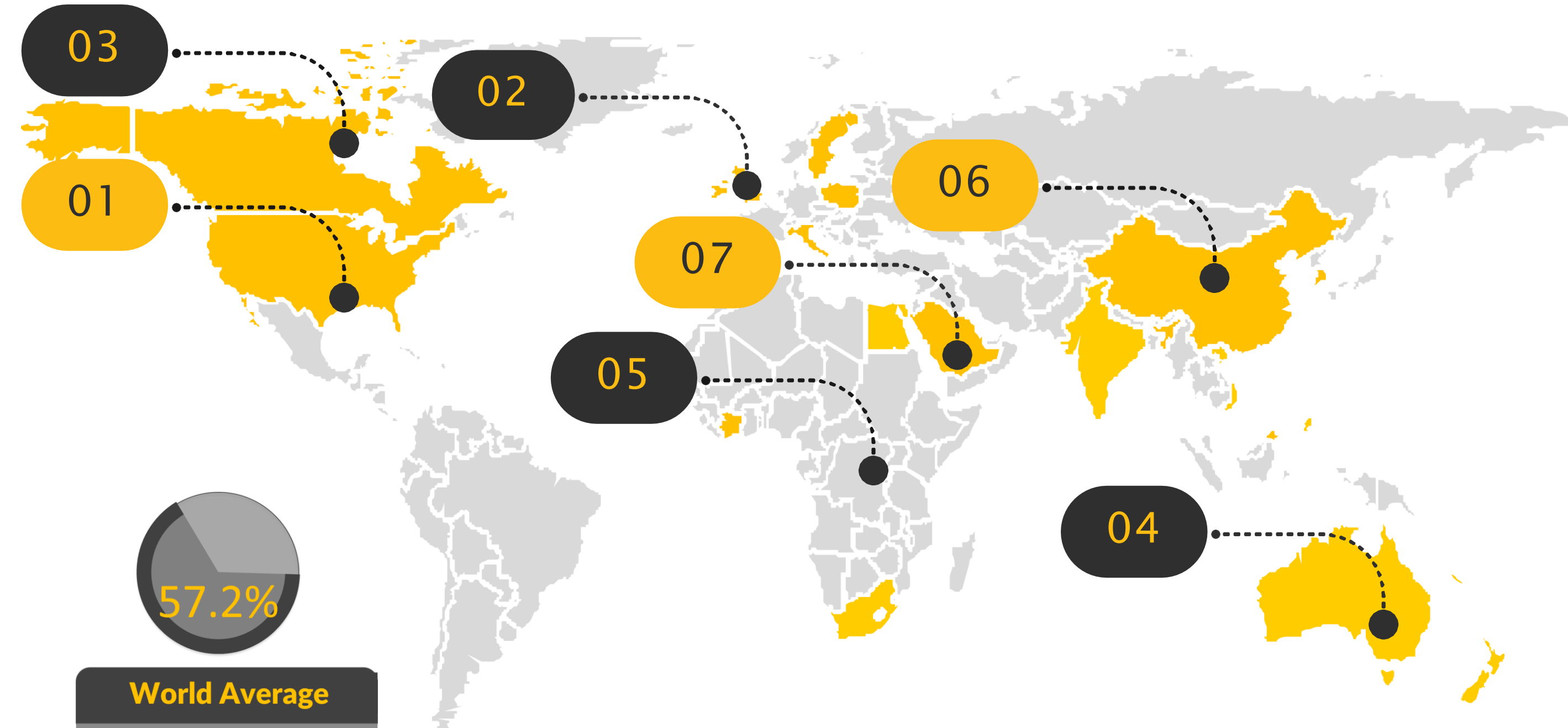
2

Ohio

1

GLOBAL AVERAGE REVIT STRUCTURE ADVANCED

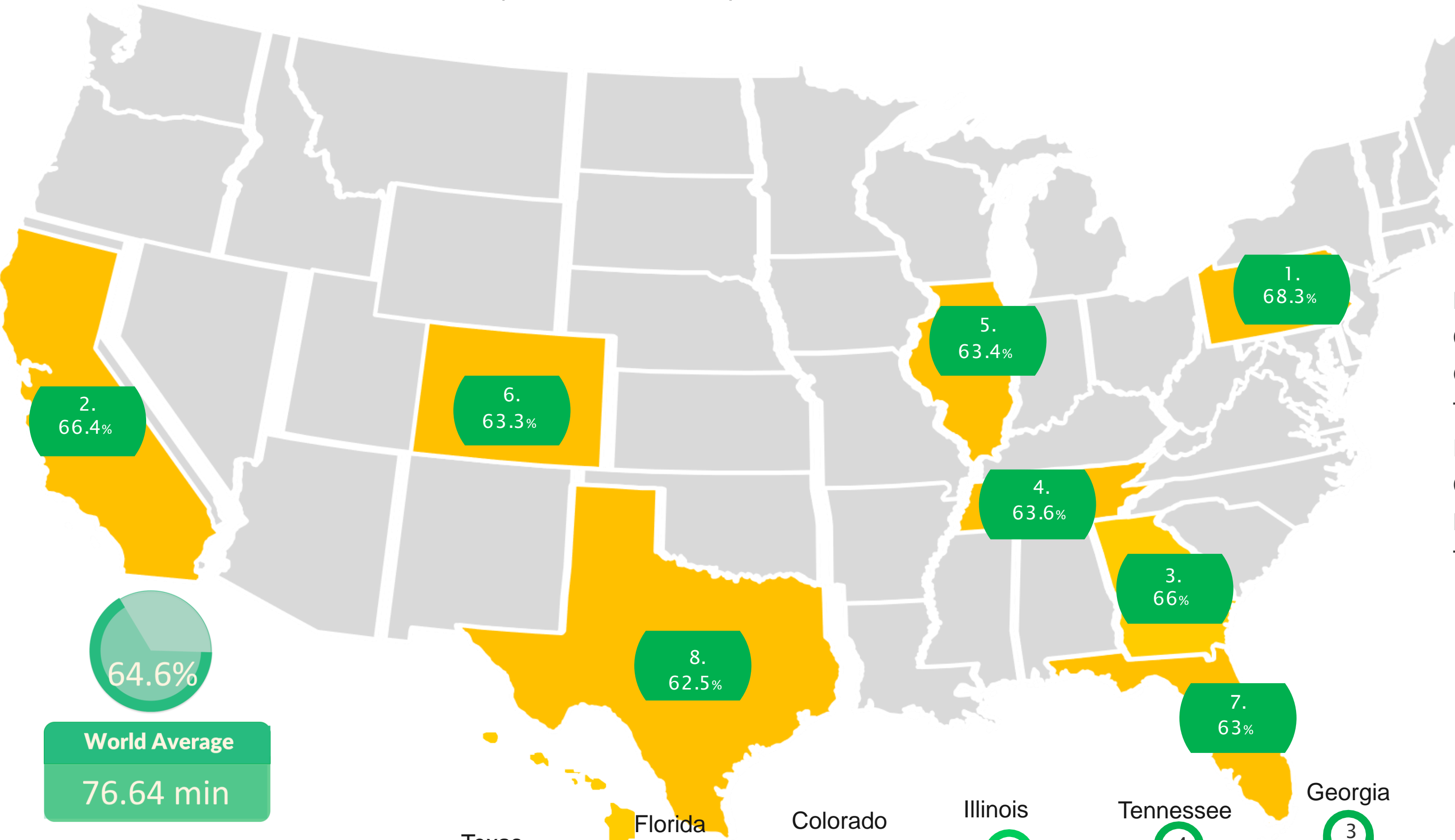
BY WORLD REGION



REVIT STRUCTURE ADVANCED

USA BY STATE - SCORE (ACCURACY) AND ELAPSED TIME

STATE
(% AND MIN)



Pennsylvania	68.3%	77.06 min
California	66.4%	90.58 min
Georgia	66%	76.59 min
Tennessee	63.6%	70.71 min
Illinois	63.4%	72.76 min
Colorado	63.3%	72.76 min
Florida	63%	75.70 min
Texas	62.5%	76.79 min

World Average
76.64 min

10

9

8
Texas

7
Florida

6
Colorado

5
Illinois

4
Tennessee

3
Georgia

2
California

1
Pennsylvania

REVIT STRUCTURE SKILLS

- A DETAILED BREAKDOWN BY DISCIPLINE AND USER BACKGROUND







STRUCTURAL ENGINEERS

- Regular users: 71.1% in 4201 secs
- Part-time users: 67.2% in 3871 secs
- 1 - 5 years' experience (all types): 66.7% in 4110 secs
- 6 - 10 years' experience (all types): 69.9% in 3489 secs
- 11-15 years' experience (all types): 67.1% in 3892 secs
- On the job learning (all types): 69.1% in 4287 secs
- Formal learning (all types) 64.3% in 3956 secs

The average Revit Structure
self-rating score for Structural
Engineers is:

**3.7 out
of 5**





OCCASIONAL USE (WEEKLY)

SELF-TAUGHT			
1-5 Yrs Experience		6-10 Yrs Experience	
	55.2%		63.3%
	5353 secs		4967 secs











STRUCTURAL ENGINEER

67.1% IN 4320 SEC





FORMAL EDUCATION			
1-5 Yrs Experience		6-10 Yrs Experience	
	58.2%		67.4%
	4738 secs		4372 secs

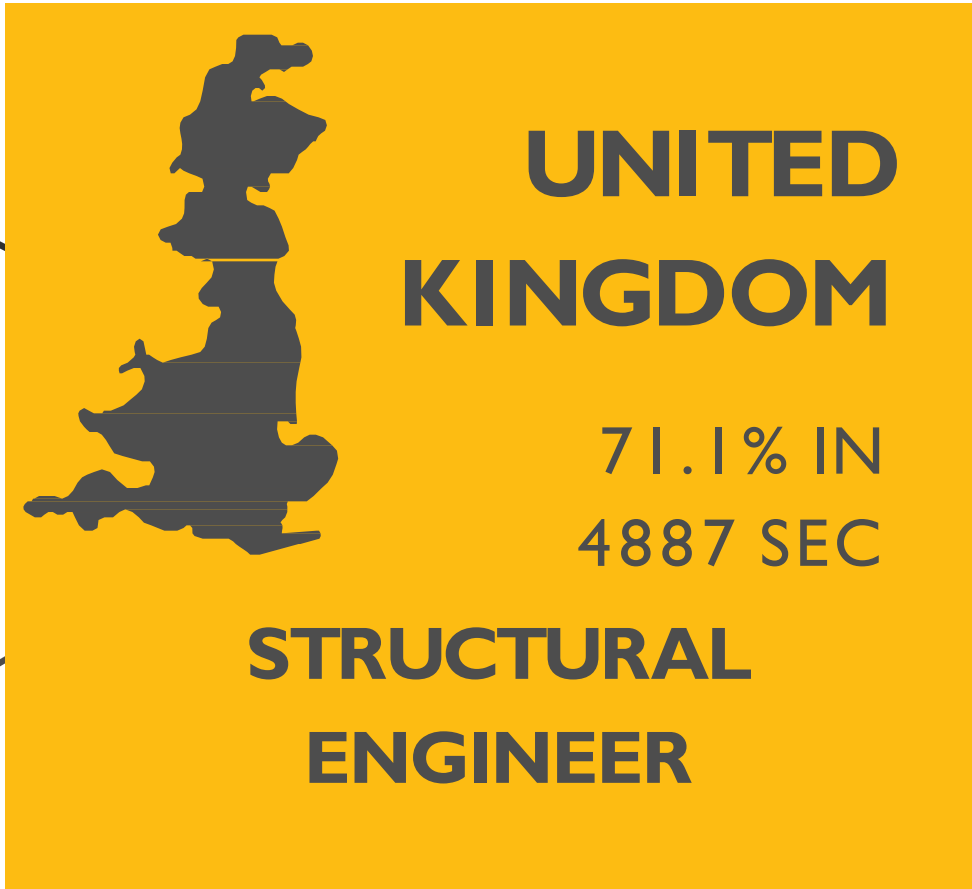
REGULAR USE (DAILY)

SELF-TAUGHT			
1-5 Yrs Experience		6-10 Yrs Experience	
	59.3%		68.3%
	4854 secs		4141 secs





FORMAL EDUCATION			
1-5 Yrs Experience		6-10 Yrs Experience	
	54.5%		62.5%
	5244 secs		4777 secs





OCCASIONAL USE (WEEKLY)





SELF-TAUGHT			
1-5 Yrs Experience		6-10 Yrs Experience	
	58.4%		62.6%
	5616 secs		5254 secs



REGULAR USE (DAILY)





SELF-TAUGHT			
1-5 Yrs Experience		6-10 Yrs Experience	
	62.2%		71.3%
	5343 secs		4673 secs





FORMAL EDUCATION			
1-5 Yrs Experience		6-10 Yrs Experience	
	56.9%		61.7%
	5552 secs		4987 secs

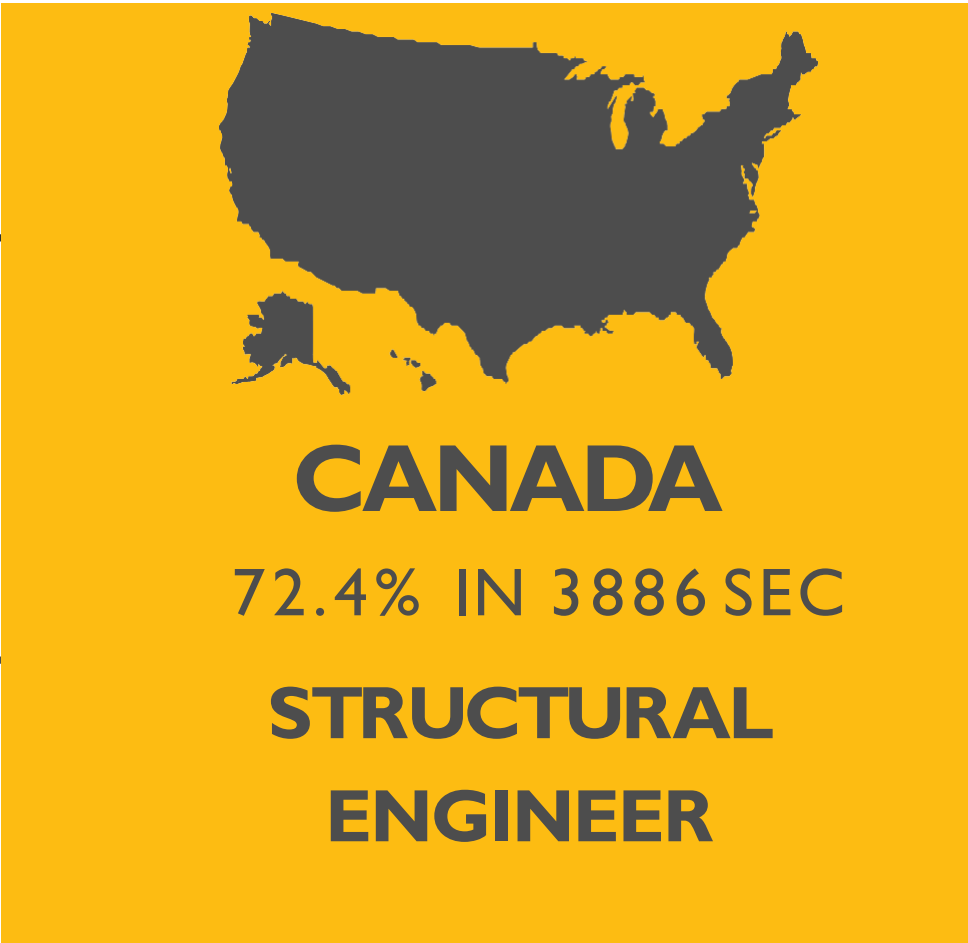
FORMAL EDUCATION			
1-5 Yrs Experience		6-10 Yrs Experience	
	60.6%		70.1%
	5154 secs		4491 secs





OCCASIONAL USE (WEEKLY)





REGULAR USE (DAILY)

SELF-TAUGHT			
1-5 Yrs Experience		6-10 Yrs Experience	
	58.1%		63.6%
	4516 secs		4248 secs

SELF-TAUGHT			
1-5 Yrs Experience		6-10 Yrs Experience	
	63.4%		72.6%
	4378 secs		3717 secs











FORMAL EDUCATION			
1-5 Yrs Experience		6-10 Yrs Experience	
	56.7%		62.5%
	4439 secs		4036 secs

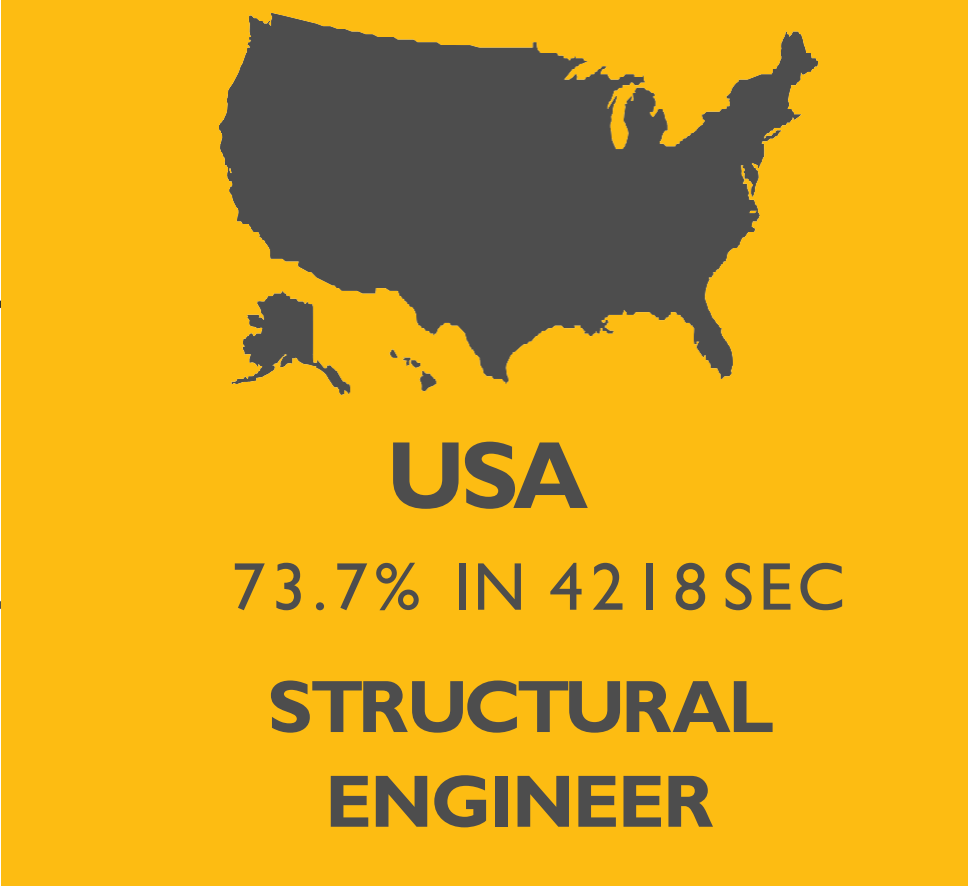
FORMAL EDUCATION			
1-5 Yrs Experience		6-10 Yrs Experience	
	61.6%		71.4%
	4233 secs		3578 secs





OCCASIONAL USE (WEEKLY)





REGULAR USE (DAILY)

SELF-TAUGHT			
1-5 Yrs Experience		6-10 Yrs Experience	
	59.3%		64.8%
	4916 secs		4668 secs





SELF-TAUGHT			
1-5 Yrs Experience		6-10 Yrs Experience	
	64.6%		73.8%
	4843 secs		4073 secs







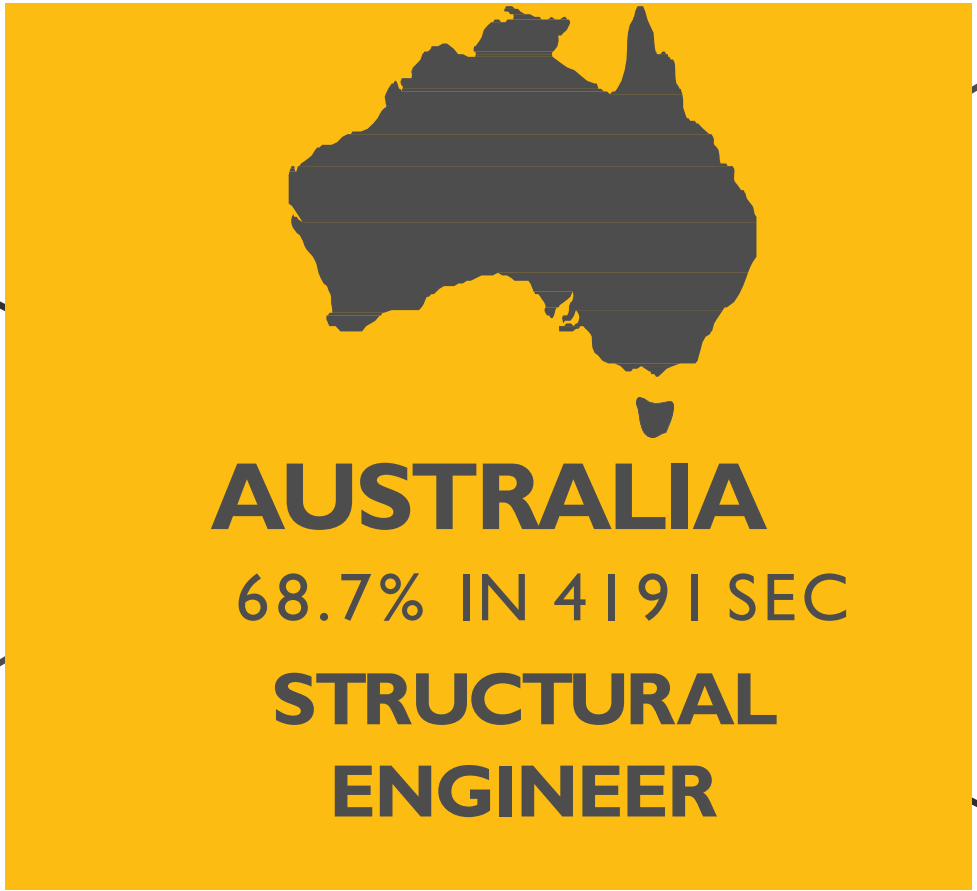
FORMAL EDUCATION			
1-5 Yrs Experience		6-10 Yrs Experience	
	57.9%		63.7%
	4856 secs		4448 secs

FORMAL EDUCATION			
1-5 Yrs Experience		6-10 Yrs Experience	
	62.9%		72.1%
	4661 secs		3891 secs





OCCASIONAL USE (WEEKLY)





SELF-TAUGHT	
1-5 Yrs Experience	6-10 Yrs Experience
 53.4%	 59.6%
 4822 secs	 4566 secs

FORMAL EDUCATION	
1-5 Yrs Experience	6-10 Yrs Experience
 52.0%	 58.7%
 4687 secs	 4330 secs



REGULAR USE (DAILY)

SELF-TAUGHT	
1-5 Yrs Experience	6-10 Yrs Experience
 59.4%	 68.6%
 4786 secs	 4003 secs

FORMAL EDUCATION	
1-5 Yrs Experience	6-10 Yrs Experience
 58%	 67.2%
 4553 secs	 3967 secs